




ARCHITECTURAL
GRATES + DRAINS



100TiGBL20

Tile Insert Drain



The 100TiG20 is a modular drainage system with a stainless steel tile insert and a Black uPVC channel and fittings.

The 100Tii20 is a Tile Insert Drain manufactured from 1.5mm thick 316 marine grade stainless steel.

Suitable for tiles up to 10mm thick.

Black uPVC channel only suitable for Internal use only

Code 100TiGBL20


Range 100

Grate Style Ti

Category Modular Kits

Channel Material uPVC

Steel Grade 316




Grates longer than 1500mm supplied in sections. Tile Inserts longer than 1200mm supplied in sections. Channels over 3000mm supplied in sections with joiner. +/-2mm tolerance on dimensions.

SPECIFICATIONS + DIMENSIONS

Channel Width	106mm					
Channel Depth	23mm					
Length(s)	1000mm	1200mm	1500mm	1800mm	2000mm	2400mm
	2700mm	3000mm				
Outlet Size	DN80, DN100					

STORMTECH COLOUR FINISHES



Electroplate finishes subject to natural variation with time and local environment. Factors such as pools/surf beaches may require electropolishing. Contact us for suitability.

PRODUCT APPLICATIONS

Bathroom Drainage
Aged / Health Care Drainage
Hospitality Drainage
Shower Drainage
Multi-Residential Drainage
Special Needs Drainage

Wet Area Drainage

Copyright © Stormtech Pty Ltd. Patent 733361. Drawings not to scale, please use dimensions shown.
Downloaded 03/08/2025 (please check for updates)



Visit **stormtech.com.au**
for tools + inspiration.

Phone **1300 653 403**

Email **info@stormtech.com.au**